




Instructions on obtaining the Relevant CPF Statement and Additional CPF Information

Relevant CPF Statements - Ordinary, Special, Medisave, Retirement and Investment accounts (for all) and the public housing withdrawal details (for HDB Flat Owners only)

- 1) Go to CPF Website <http://www.cpf.gov.sg>
- 2) Click on “**Login Here**”.
- 3) Click on “**Login via SingPass**”.
- 4) Enter **SingPass ID** and **Password**.
- 5) Click on “**Get OTP**”.
- 6) Check your **OTP** via **SMS** and key into the space provided and click “**Submit**”.
- 7) Click on “**My Statement**”.
- 8) Click on Printer icon 
- 9) Go to the bottom of the page and click on “**Print**”.
- 10) Click on “**My Statement**” on the left column.
- 11) Click on **Section C “Property”**.
- 12) Click on “**View My Public Housing Withdrawal Details**”.
- 13) Click on Printer icon 
- 14) Go to the bottom of the page and click on “**Print**”.
- 15) Click on “**Investments**”.
- 16) Click on Printer icon 
- 17) Go to the bottom of the page and click on “**Print**”.

Additional CPF Statements - Returned CPF Standard Query (Only for a CPF Member aged 55 and above who owns a matrimonial property)

- 1) Go to Syariah Court website at www.syariahcourt.gov.sg
Click on *Resources > Forms > Relevant Forms* and download the correct form.
Alternatively, you may access the Forms by clicking on the ‘Forms’ icon found on the main page at the “I am here for...” section.



Forms

- 2) The form can be served on the CPF Board by:
 - a) Mailing to:
CPF Board,
Housing Scheme Department,
Public Housing Section,
Robinson Road.
P.O. Box 3060
Singapore 905060

OR

- b) Emailing to Public-housing@cpf.gov.sg.
- 1) Submit written reply from the CPF Board at the time of filing the Originating Summons, together with any covering letter or email from CPF Board.